

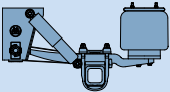
BPW Airlight II air suspension.

ALO, ALM/ALMT and ALU series.

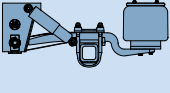
Axle loads 9,000 kg to 10,000 kg.

Air-sprung axles and axle units	Trailing arm 70 mm	Bracket ST/channel crossmember (mm)	Axle type Drum brake	Air bag	Ride height (FH) (mm)	Axle type Disc brake TSB 3709	Air bag	Ride height (FH) (mm)	Axle type Disc brake TSB 4309	Air bag	Ride height (FH) (mm)
---------------------------------	--------------------	-------------------------------------	-------------------------	---------	-----------------------	-------------------------------------	---------	-----------------------	-------------------------------------	---------	-----------------------

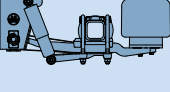
ALO series

	Single leaf	184 ¹⁾ 268	HSF... HZF...	30/30 K 36/36 K	390-510	SKHSF... SKHBF... SKHZF...	30/30 K 36/36 K	390-510	SHSF... SHBF... SHZF...	30/30 K 36/36 K	390-510
Self-steering axle LL with laterally offset trailing arms/ with straight trailing arms			HSFH...LL	30/30 K36/36 K	430-510	SKHSFH...LL SKHBFH...LL	30/30 K 36/36 K	430-510	SHSFH...LL SHBFH...LL	30/30 K 36/36 K	430-510
Double-sided axle lift				•			•			•	

ALM/ALMT series

	Single leaf	184 ¹⁾ 268	HSF... HZF... KHSF... KHZF...	30/30 K 36/36 K	ALM 300-420 ALMT 245-360	SKHSF... SKHBF... SKHZF...	30/30 K 36/36 K	ALM 300-420 ALMT 245-360	SHSF... SHBF... SHZF...	30/30 K 36/36 K	ALM 320-420 ALMT 245-360
Self-steering axle LL with laterally offset trailing arms/ with straight trailing arms ³⁾			HSFH...LL	30/30 K 36/36 K	ALM 350-420 ALMT 255-360	SKHSFH...LL SKHBFH...LL	30/30 K 36/36 K	ALM 350-420 ALMT 255-360	SHSFH...LL SHBFH...LL	30/30 K 36/36 K	ALM 350-420 ALMT 255-360
Double-sided axle lift				•		•		•			

ALU series

	Single leaf	184 ²⁾ 268	HSF... HZF... KHSF... KHZF... NHZF...	30/30 K 36/36 K	175-300	SKHSF... SKHBF... SKHZF...	30/30 K 36/36 K	205-300	SHSF... SHBF... SHZF...	30/36 K	235-300
Self-steering axle LL with straight trailing arms			HSFH...LL	30/30 K	215-300	SKHBFH...LL	30/30 K	215-300	SHBFH...LL	30/30 K	245-300
Double-sided axle lift			• ⁴⁾		• ⁴⁾		• ⁴⁾				
One-sided axle lift			•		•		•				
Central axle lift			•		•		•				

¹⁾ Not in LL self-steering axle.

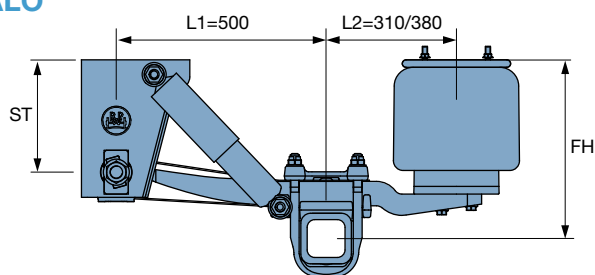
²⁾ Only with drum brake.

³⁾ Only ALM.

⁴⁾ Note the ground clearance.



ALO

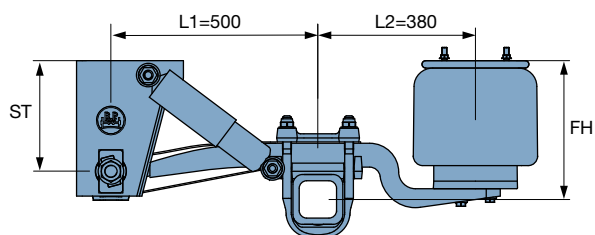


Airlight II air suspension

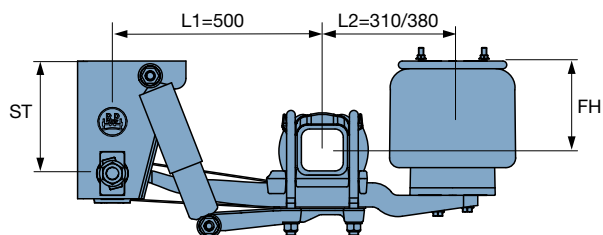
- Axle load 9 t / 10 t
- Standard single leaf trailing arm 56 mm
- Heavy-duty single leaf trailing arm 62 mm
- FM 900 mm - 1,400 mm (for 10 t, single wheels, from 1,100 mm)
- Track 1,820 mm - 2,140 mm
- Optionally available with aluminium or special steel brackets
- SN Ø 300 mm / 360 mm / 420 mm
- TSB Ø 370 mm / 430 mm (0 / 120 offset)
- Rigid and LL axles, AK 120 mm
- Single / twin wheels
- Zero-maintenance axle connection*
- PDC dampers optionally available

*See maintenance instructions (BPW-W).

ALM/ALMT



ALU

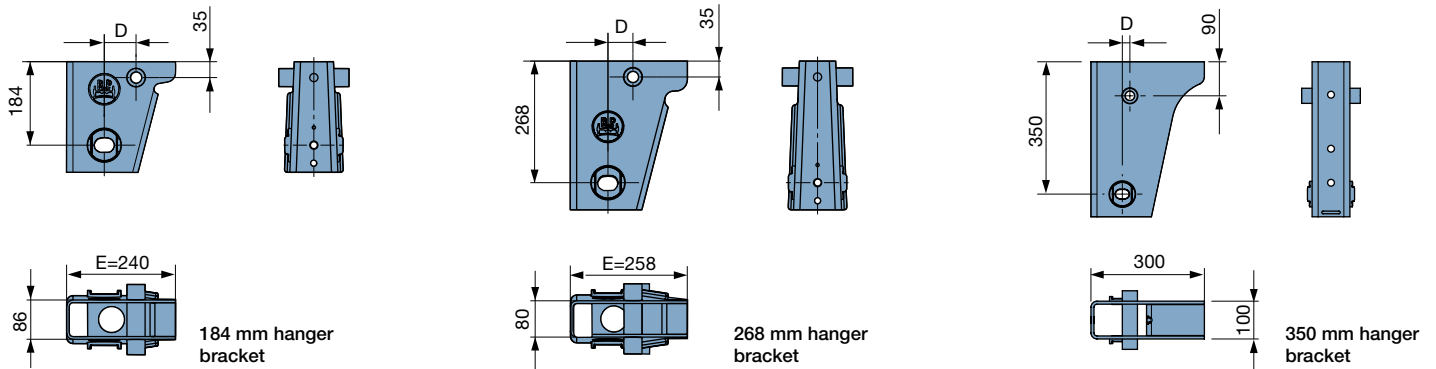


More information:

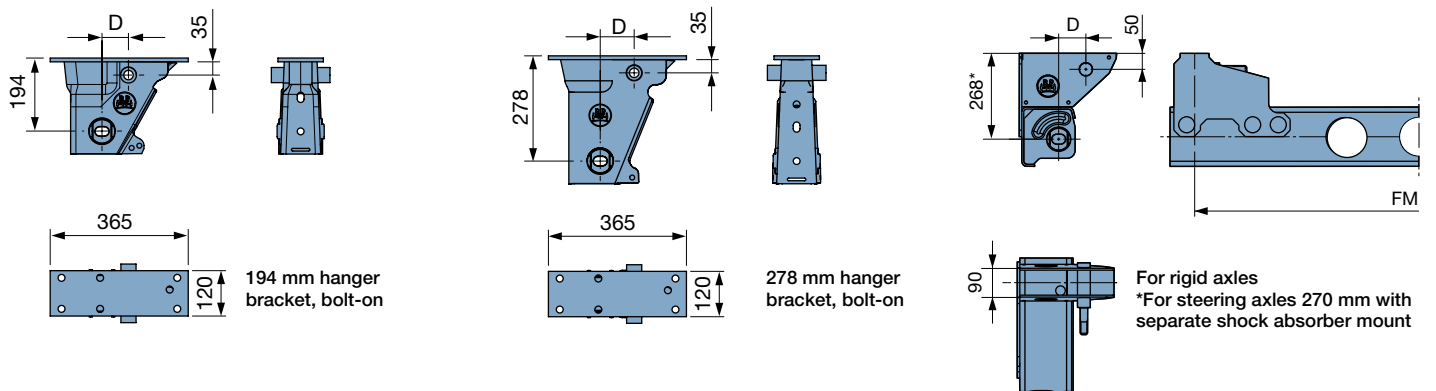
▶ Airlight II (page 46) ▶ Recommended applications (page 48) ▶ BPW NEWS Luft 05/01 (ALMT)

BPW air suspension hanger bracket and channel crossmember. Airlight II versions.

BPW Airlight II air suspension hanger bracket (70 mm wide trailing arm)



BPW channel crossmember Airlight II



Other versions and details are available on request.



BPW Airlight II air suspension hanger brackets – Features and benefits

- ▶ With integrated track setting as standard
- ▶ Hanger bracket height 184, 268 or 350 mm
- ▶ 194 and 278 mm hanger bracket for installation using cold-joining technology (bolt-on), also suitable for aluminium frame
- ▶ Optionally in aluminium (version A) or special steel (version X)